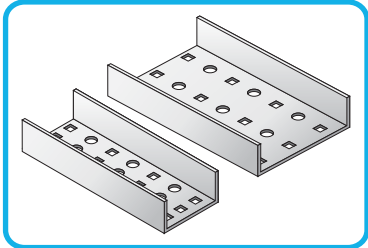


# Raceway

## Raceway Channel



### Raceway Channel



PART #	W	D	L
TLC-1-1-* *	1"	1"	10'
TLC-2-1-* *	2"	1"	20'
TLC-2-2-* *	2"	2"	20'
TLC-4-1-* *	4"	1"	20'
TLC-4-2-* *	4"	2"	20'
TLC-6-1-* *	6"	1"	10'
TLC-6-2-* *	6"	2"	20'

### DESCRIPTION

The TechLine Raceway Channel is used for protecting long runs of instrumentation cable or tubing. TechLine channel is a vented bottom product. The holes alternate between 9/16" dia. round and 5/16" square. This allows for the use of either carriage bolts or hex bolts. Techline channel is a bolt together system. Hardware sold separately. This channel is intended to be used with the corresponding Techline fittings

### SPECIFICATIONS

**\*\*SELECT APPROPRIATE SUFFIX FOR MATERIAL FINISHES.**

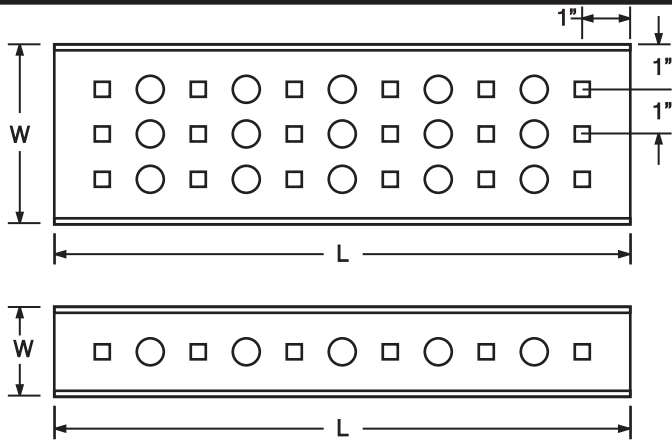
**AL:** Aluminum (12ga Thickness)

**SS:** 304 Stainless Steel (16ga Thickness)

**6SSS:** 316 Stainless Steel (16ga Thickness)

**HDG:** Hot Dipped Galvanized, ASTM A-123 Standard (12ga Thickness)

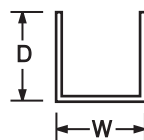
### DIMENSIONS



SIDE VIEW

### NOTE:

Slotted hole size is 5/16"x1 1/4"



END VIEW