



225 NAVIGATOR



Cardinal Scale
Model 225
Weight Indicator



Digital Weight Indicator

— Completely Menu-Driven Set-up Navigation —



TRUCK ID STORAGE

Entering, viewing, and storing truck names is easy with the 225 Navigator's convenient Truck ID menu. Complete alphanumeric descriptions for truck and material prompts make storing and recalling tare weight values quick and simple. The 225 can store up to 200 IDs with cross reference, plus an additional 200 temporary IDs.



BATCHING

The 225 Navigator's dazzling graphics display is perhaps most apparent during batching set-up. Formula ingredients can be named for quick recognition, and, if desired, Cardinal can custom program display prompts and images.

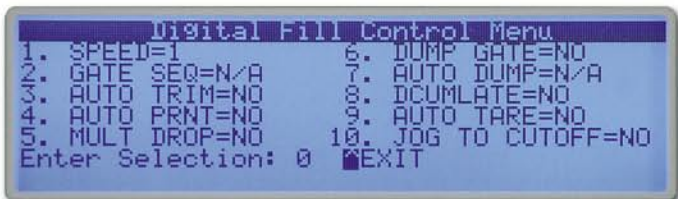


225 NAVIGATOR



INTUITIVE SET-UP & CONFIGURATION

Convenient navigation keys combine with a completely menu-driven interface to guide you through the set-up steps. For example, to configure ID storage, select number 1 as the Mode of Operation. You can then access other ID-related set-up screens like the ID counter by answering follow-up questions.



DIGITAL FILL CONTROL

The 225 Navigator's easy-to-use set-up screens economize time configuring weighing operations. You can quickly configure and update the 225 Navigator to meet your specific operational requirements for your weighing application.




The 225 supports single and dual-speed digital fill control operations with static or dynamic trim which allows a variety of discharge gate configurations. The 225 features remote inputs for Gross, Net, Tare, Print, Zero, Start, Stop, and Dump commands.



View up to 3 scales and total weight simultaneously with the optional dual scale input card (no special software is needed).



Use the 225's navigation keys to quickly toggle between scales.



The 225 Navigator features StableSENSE® digital filtering which utilizes proprietary software algorithms to remove or greatly reduce changes in the weight display resulting from movement on the scale platform. Any application affected by vibration or movement on the scale platform can benefit from this filter.

4 SOFT KEYS

Allows menu-driven user-friendly operation

BACKLIT LCD

Bright and bold indoors or in direct sunlight

GRAPHICS DISPLAY

240 x 64 pixel graphics LCD with 1-in/25-mm-high weight digits

NAVIGATION KEYS

Interactive ENTER and scroll arrows



FIXED FUNCTION KEYS

Easily accessible for commonly-used tasks

QWERTY KEYBOARD

Full alphanumeric keypad for data entry

PRINTER OUTPUT

nControl software for label/ticket creation

USB-B PORT

USB-B standard (PC-only connectivity. USB cable not included)



- Piece Count Feature with Accumulator
- Checkweigher (3 or 5 Zone, Setup Selectable)
- 8 Input Control Lines
- 16 Output Control Lines
- Remote Inputs of Gross, Net, Tare, Print, Zero, Start, Stop, and Dump Commands
- Multiple Reports
- Electronic Tally Roll
- Consecutive Numbering
- Gross, Tare, Net Calculation
- Keypad and Pushbutton Tare
- Selectable Key Disable
- StableSENSE® Adjustable Filtering
- 16 Preset Weight Comparators
- Accumulator – Gross, Net, or Batch
- Multi-Interval (Dual Range) for Single or Multiple Scales
- 200 IDs with Cross Reference and an Additional 200 Temporary IDs
- Multi-Point Calibration and High-Resolution Mode
- Batching (up to 15 Ingredients/Bins - 1 Speed, or up to 7 Ingredients/Bins - 2 Speed with Static or Dynamic Trim)
- Time and Date with Selectable 12 or 24 Hour Operation
- 6 Programmable Print Formats Using Cardinal's nControl
- SMA Level 2 Compliant Serial Communications

Rugged IP66
Stainless Steel
Enclosure





225
NAVIGATOR
weight indicator

— Options —

225 OPTION	DESCRIPTION
2XX-SNAP	SnapStream Antenna with Cable, Bracket, and 2XX Option Card Kit
225-DS	Dual Scale Card
225-PANEL	Panel Mount Kit
225CANG	Can Bus Interface, Fiber Optic, Glass
225CANP	Can Bus Interface, Fiber Optic, Plastic
2XX-DAC	Analog Output Card
2XX-EIP	Ethernet/IP Card
2XX-IP	Ethernet TCP/IP Card
2XX-MODBUSTCP	Modbus TCP/IP Card
2XX-USBA	USB-A Option Card with Two USB-A Ports and One Micro SD Port
2XX-RS232	Serial Card
2XX-OU	Over/Under Checkweigher Light Bar
2XX-SFG	Glass Serial Fiber Optic
2XX-SFP	Plastic Serial Fiber Optic
RB3	Relay Box, 3 Relays, Normally Open, 4 -15 VDC In, 20-280 VAC Out
RB4-ACIN	Relay Box, 4 Relays, Normally Open, 115VAC In
RB4-ACINV	Relay Box, 4 Relays, Normally Open, 230 VAC In
RB4-ACOUT	Relay Box, 4 Relays, Normally Open, 3A, 24-280 VAC Out
RB4-DCIN	Relay Box, 4 Relays, Normally Open, 3.3 - 32 VDC In
RB4-DCOUT	Relay Box, 4 Relays, Normally Open, 3 - 60 VDC Out
RB8-ACIN	Relay Box, 8 Relays, Normally Open, 115 VAC In
RB8-ACINV	Relay Box, 8 Relays, Normally Open, 230 VAC In
RB8-ACOUT	Relay Box, 8 Relays, Normally Open, 3A, 24-280 VAC Out
RB8-OPTO	Relay Box, 8 Sockets for Optional Relay Modules
RB9	Relay Box, 9 Relays, Normally Open, 4 -15 VDC In, 20-280 VAC Out
RF1	Wireless Short-Range Transceiver (Pair)
S2E1	Serial to Ethernet Converter
SFG1	Glass Fiber Optic Transceiver, Serial
SFP1	Plastic Fiber Optic Transceiver, Serial
6600-0623	Short Haul Modem
DCPOWER	DC Power Adapter



225 NAVIGATOR

weight indicator

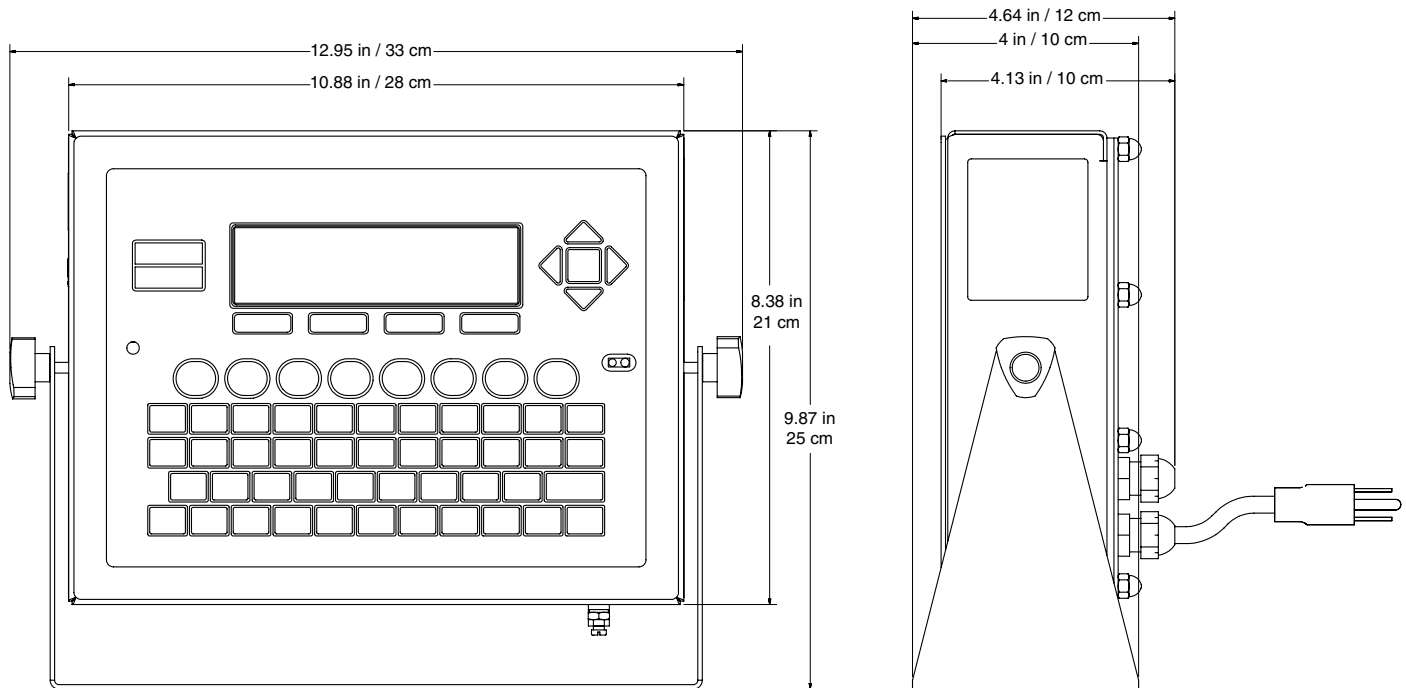
— Specifications —

Power Requirements:	100 to 240 VAC (50/60 Hz) at 0.4A Max.
Enclosure Type:	Stainless steel wall or desk-mount
Enclosure Size:	10.8 in W x 3.2 in D x 8.3 in H / 275 mm W x 80 mm D x 210 mm H
Weight:	9.2 lb / 4.2 kg (Size and Weight does not include mounting bracket stand)
Operating Environment:	Temperature: 14° to 104° F (-10° to +40° C) Humidity: 90% non-condensing (maximum)
Display:	240 x 64 pixel (5 in W x 1.33 in H / 127 mm W x 34 mm H) monochrome graphics LCD with white LED backlight
Annunciators:	Zero, ID, mem, stable, accum, max, over, under, accept, 16 preset weight comparators
Keypad:	60 key color-coded keypad with QWERTY keys plus four soft keys and 13 function keys
Transducer Excitation:	12 VDC
Signal Input Range:	1.0 mV min. to 40 mV max. (with dead load boost)
Scales:	1 each standard, 3 each with optional 225-DS dual scale input board
Number of Load Cells:	14 each, 350 OHM minimum resistance
Load Cell Cable Length:	1,500 feet maximum with sense lines 30 feet maximum without sense lines
Division Value:	1, 2, or 5 x 10, 1, 0.1, 0.01, 0.001 and 0.0001 commercial 0 to 99, non-commercial
Sensitivity:	
NON-COMMERCIAL	0.15 uV/e
NTEP	0.3uV/e (Class III/IIIL)
CANADA	0.3uV/e (Class III/IIHHD)
OIML	0.7 uV/e (Class III)
Scale Divisions:	
NON-COMMERCIAL	100 to 240,000
NTEP	100 to 10,000 (Class III/IIIL)
CANADA	100 to 10,000 (Class III/IIHHD)
OIML	100 to 10,000 (Class III)
Internal Resolution:	1 part in 16,777,216
Tare Capacity:	Six digits (999,999)
Sample Rate:	1 to 100 samples per second, selectable
Auto Zero Range:	0.5 or 1 through 9 divisions
Weighing Units:	Tons, Pounds, Ounces, Tonnes (Metric Tons), Kilograms, Grams, Custom
Standard I/O:	4 each serial I/O ports configured as: 3 each bi-directional RS-232 ports or 2 each 20mA output-only ports 1 each USB-B port 1 each bi-directional 20mA port 8 each remote isolated inputs 16 each remote isolated outputs



225 
NAVIGATOR
weight indicator

— **Dimensions** —



Cardinal Scale reserves the right to improve, enhance or modify features and specifications without prior notice. All registered trademarks are the property of their respective owners.

 **Cardinal**[®]
Cardinal Scale Manufacturing Co.
203 E. Daugherty, Webb City, MO 64870 USA
Ph: 417-673-4631 or 800-441-4237 • Fax: 417-673-5001
www.CardinalScale.com

Mobile: m.cardinalscale.com

SOLD BY: