


Fittings

Angle Splice



Angle Splice



PART #	W	D	L
TLAS-2-2-* *	2"	2"	10"
TLAS-3-3-* *	3"	3"	10"

DESCRIPTION

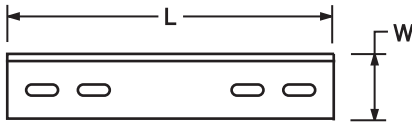
The TechLine Angle Splice is used to connecting together straight runs of angle longer than 20ft. Techline angle fittings and angle are a bolt together system. Hardware sold separately. These fittings are intended to be used with the corresponding Techline channel.

SPECIFICATIONS

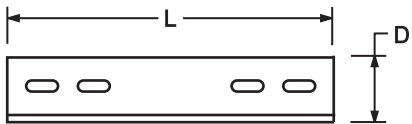
* *SELECT APPROPRIATE SUFFIX FOR MATERIAL FINISHES.

- AL:** Aluminum (12ga Thickness)
- SS:** 304 Stainless Steel (16ga Thickness)
- HDG:** Hot Dipped Galvanized, ASTM A-123 Standard (12ga Thickness)

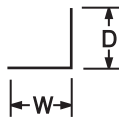
DIMENSIONS



TOP VIEW



SIDE VIEW



END VIEW



NOTE:
Slotted hole size is 5/16"x1 1/4"